




Concrete block clamps

flexibility & experience

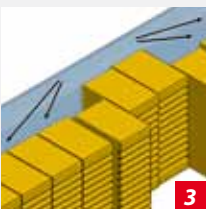


LIFT TRUCK ATTACHMENTS



Concrete block clamps

The CAM System concrete block clamps are the result of a long experience accumulated in lift truck attachments and material handling. They are subject to high solidity, durability and easy maintenance, resulting in safer and more efficient handling.



- 1 Load touches the clamping arm
- 2 Blocks hit the cushion with fluid
- 3 Fluid compensates with forward pressure



LIFT TRUCK ATTACHMENTS



Concrete block clamps

Characteristics:

The CAM System concrete block clamp has the same standard technical details of a CAM clamp:

- Unique valve block with retaining valve & maximum pressure valve.
- Screw regulators on the arm cylinders to keep the opening arm movement always well-synchronized.
- Extruded steel profiles grant a high capacity while keeping the body thickness (LL) at a minimum.
- Full body lengthed plastic bushes.

Advantages:

Each arm clamping surface consists of a row of freely moving, small polyurethane blocks that push against a unique cushion, made of a sealed rubber chamber filled with liquid. Based on the principle of the communicating vessels, this chamber causes the row of contact blocks to self-regulate so that they always adhere perfectly to the irregular profile of a concrete block or a stack of bricks.

Benefits of this system:

1. The **polyurethane** material of the contact blocks grants a maximum durability of these parts even in rough conditions, thanks to the hardness of this material.
2. The **self-regulating system with cushion** always provides an optimal grip on the load regardless of its profile. The contact blocks automatically position themselves along the irregular surface. This is better than a system based on a single pivoting point where there is no real adjustment to the load profile.
3. The clamping surface on the arms is composed of **multiple small separated contact blocks**. Consequently, the customer can always decide to simply replace the worn blocks (usually the ones on the extremities) or to interchange them, thereby reducing parts and maintenance costs.

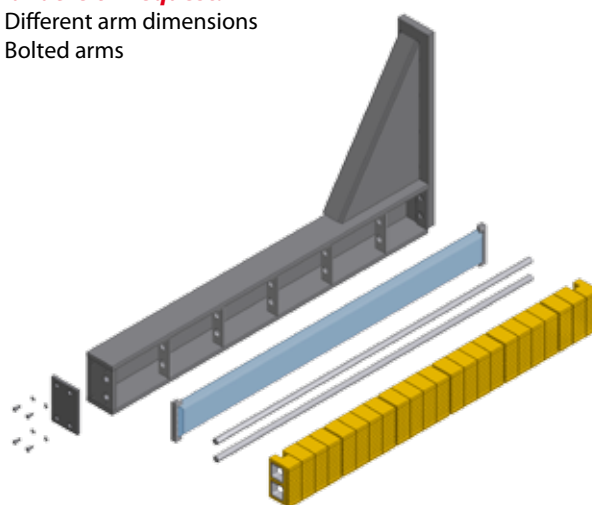
4. This simple system is based on the principle of the communicating vessels. It is composed of separate components: 1 sealed cushion and multiple polyurethane contact blocks per arm. Because there is **no hydraulic or mechanical circuit**, the system is really durable and the maintenance is very simple and fast. It is sufficient to keep the contact blocks clean by removing any remaining stone dust. Furthermore, the risk of possible damage is lower than with a more complicated system.
5. Each arm consists of a **unique steel body** which grants the arm a high rigidity, ensuring an optimal clamping action and high durability, making it ideal for heavy-duty work and extremely resistant to crashes.

Different versions available:

- Capacities range from 1800 kg to 3000 kg
- Different body widths or/and opening ranges

Available on request:

- Different arm dimensions
- Bolted arms



LIFT TRUCK ATTACHMENTS

Scan this code with
your smartphone and
view our product movie.





L I F T T R U C K A T T A C H M E N T S

CAM srl - 28040 Marano Ticino (Novara) - Italy - Via Sempione, 3 bis
Tel. +39 0321 97019 - Fax +39 0321 923197
sales@camattachments.com - www.camattachments.com