



R 70-40

R 70-45

R 70-50

R 70 Technical data.

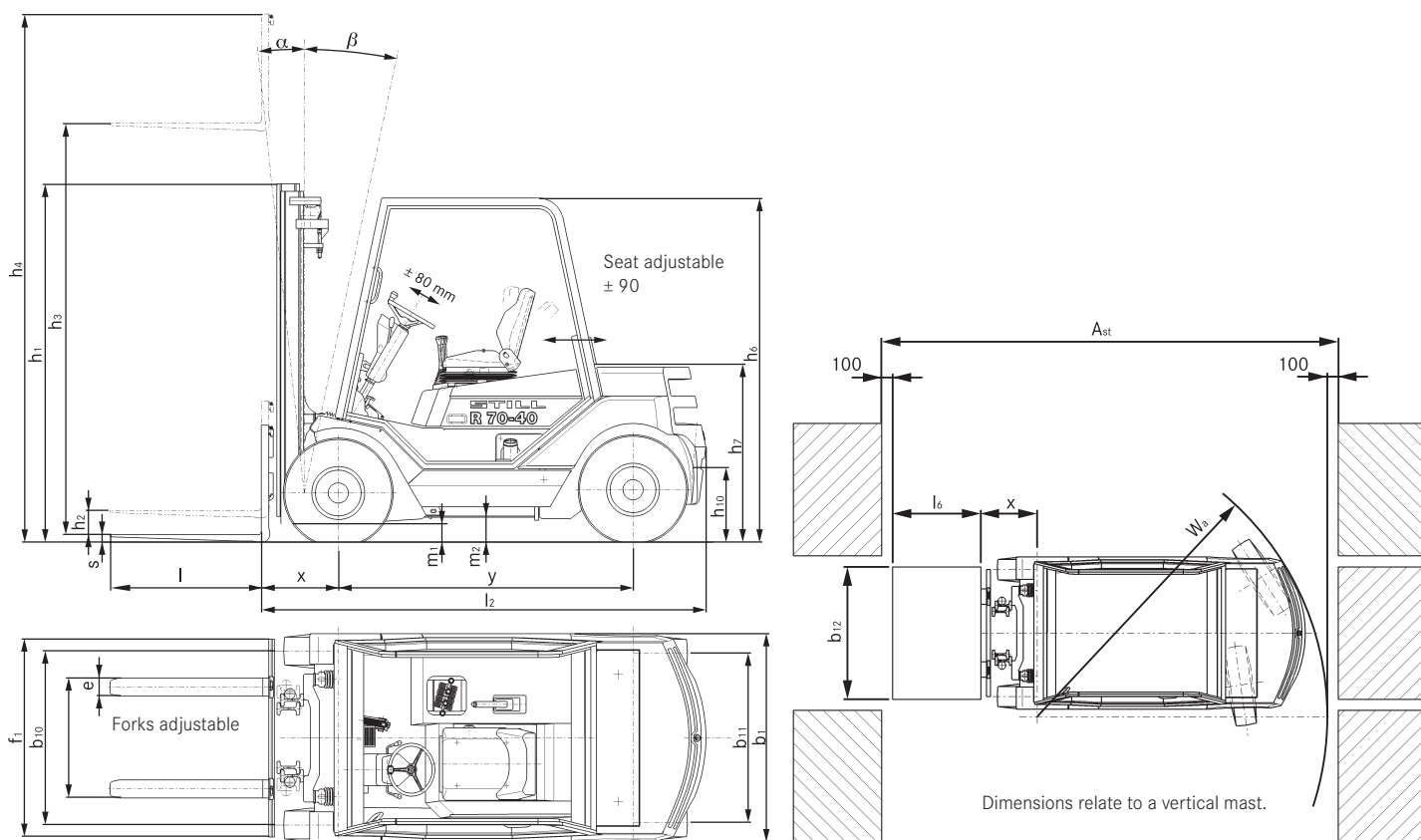
Diesel and LP Gas forklift trucks.



This specification sheet to VDI Guideline 2198 only gives the technical figures for the standard truck.
Different tyres, other masts, additional equipment etc. could give different figures.

Characteristics	1.1	Manufacturer			STILL	STILL	STILL	STILL	STILL	STILL		
	1.2	Manufacturer's model designation			R 70 - 40	R 70 - 40 T	R 70 - 45	R 70 - 45 T	R 70 - 50	R 70 - 50 T		
	1.3	Truck type			Diesel	LPG	Diesel	LPG	Diesel	LPG		
	1.4	Controls			Rider seated	Rider seated	Rider seated	Rider seated	Rider seated	Rider seated		
	1.5	Capacity	Q	t	4000	4000	4500	4500	4999	4999		
	1.6	Load centre	c	mm	500	500	500	500	500	500		
	1.8	Load distance	x	mm	540	540	540	540	540	540		
	1.9	Wheelbase	y	mm	2005	2005	2005	2005	2005	2005		
	Weights	2.1	Truck weight			kg	5800	5800	6086	6086	6395	6395
2.2		Axle load laden, front			kg	8627	8627	9462	9462	10290	10290	
2.2.1		Axle load laden, rear			kg	1173	1173	1124	1124	1105	1105	
2.3		Axle load unladen, front			kg	2552	2552	2628	2628	2697	2697	
2.3.1		Axle load unladen, rear			kg	3248	3248	3458	3458	3698	3698	
Wheels Chassis	3.1	Tyres			SE	SE	SE	SE	SE	SE		
	3.2	Tyre size, front			250 - 15	250 - 15	28x12.5 - 15	28x12.5 - 15	28x12.5 - 15	28x12.5 - 15		
	3.3	Tyre size, rear			250 - 15	250 - 15	250 - 15	250 - 15	250 - 15	250 - 15		
	3.5	Number of wheels, front (x=drive)			2	2	2	2	2	2		
	3.5.1	Number of wheels, rear (x=drive)			2	2	2	2	2	2		
	3.6	Track width, front	b ₁₀	mm	1136	1136	1210	1210	1210	1210		
	3.7	Track width, rear	b ₁₁	mm	1120	1120	1120	1120	1120	1120		
Basic dimensions	4.1	Tilt mast/fork carriage, forwards			°	6	6	6	6	6		
	4.1.1	Tilt mast/fork carriage, backwards			°	8	8	8	8	8		
	4.2	Height, mast lowered			h ₁	mm	2400	2400	2400	2400	2400	
	4.3	Free lift			h ₂	mm	160	160	160	160	160	
	4.4	Lift			h ₃	mm	3180	3180	3180	3180	3180	
	4.5	Height, mast raised			h ₄	mm	4187	4187	4187	4187	4187	
	4.7	Height over overhead guard (cab)			h ₆	mm	2300	2300	2300	2300	2300	
	4.8	Seat height/Standing height (SRP)			h ₇	mm	1176	1176	1176	1176	1176	
	4.12	Coupling height			h ₁₀	mm	493	493	493	493	493	
	4.19	Overall length			l ₁	mm	4027	4027	4085	4085	4130	4130
	4.20	Length including fork backs L ₂			l ₂	mm	3027	3027	3085	3085	3130	3130
	4.21	Overall width			b ₁	mm	1380	1380	1506/1380*	1506/1380*	1506/1380*	1506/1380*
	4.22	Fork length			l	mm	1000	1000	1000	1000	1000	1200
	4.22.1	Fork width			e	mm	120	120	120	120	150	150
	4.22.2	Fork thickness			s	mm	50	50	50	50	50	50
	4.23	Fork carriage ISO 2328, Class/Form A, B					3/A	3/A	3/A	3/A	3/A	3/A
	4.24	Fork carriage width			b ₃	mm	1310	1310	1310	1310	1410	1410
	4.31	Floor clearance under mast, laden			m ₁	mm	140	140	140	140	140	140
	4.32	Floor clearance, centre of wheel-base			m ₂	mm	165	165	165	165	165	165
	4.33	Working aisle width with 1000 x 1200 pallet crossways			A _{st}	mm	4418	4418	4470	4470	4510	4510
4.34	Working aisle width with 800 x 1200 pallet lengthways			A _{st}	mm	4618	4618	4670	4670	4710	4710	
4.35	Turning radius			W _a	mm	2678	2678	2730	2730	2770	2770	
4.36	Smallest pivot point distance			b ₁₃	mm	680	680	680	680	680	680	
Performance data	5.1	Travel speed laden			km/h	21	21	21	21	21	21	
	5.1.1	Travel speed unladen			km/h	21	21	21	21	21	21	
	5.2	Hoist speed laden			m/s	0.51	0.51	0.43	0.43	0.43	0.43	
	5.2.1	Hoist speed unladen			m/s	0.55	0.55	0.46	0.46	0.46	0.46	
	5.3	Lowering speed laden			m/s	0.56	0.56	0.54	0.54	0.54	0.54	
	5.3.1	Lowering speed unladen			m/s	0.55	0.55	0.51	0.51	0.51	0.51	
	5.5	Drawbar pull laden			N	22230	22230	22180	22180	22110	22110	
	5.5.1	Drawbar pull unladen			N	18820	18820	19350	19350	19830	19830	
	5.7	Gradeability laden			%	24	24	22	22	20	20	
	5.7.1	Gradeability unladen			%	36	34	35	33	34	32	
5.9	Acceleration time laden			s	5.5	5.1	5.7	5.3	5.9	5.5		
5.9.1	Acceleration time unladen			s	4.7	4.5	4.8	4.6	4.9	4.7		
5.10	Service brake				mech	mech	mech	mech	mech	mech		
V-Motor	7.1	Engine manufacturer				VW	VW	VW	VW	VW	VW	
	7.1.1	Model				CBJ	BMF	CBJ	BMF	CBJ	BMF	
	7.2	Engine rating to ISO 1585			kW	55	56	55	56	55	56	
	7.3	Rated speed			1/min	2400	2400	2400	2400	2400	2400	
	7.4	Number of cylinders				4	6	4	6	4	6	
	7.4.1	Cubic capacity			cm ³	2000	3200	2000	3200	2000	3200	
7.5	Fuel consumption to VDI cycle			l/h kg/h	3.3	3.8	3.6	4.1	3.8	4.4		
Other	8.1	Drive control				Stilltronic	Stilltronic	Stilltronic	Stilltronic	Stilltronic	Stilltronic	
	8.2	Attachment working pressure			bar	250	250	250	250	250	250	
	8.3	Oil flow for attachments			l/min	30	30	30	30	30	30	
	8.4	Sound level at driver's ear			dB(A)	78	76	78	76	78	76	
	8.5	Towing coupler Type/Model DIN				Pin	Pin	Pin	Pin	Pin	Pin	


* with reduced basic capacity and/or restricted lift height



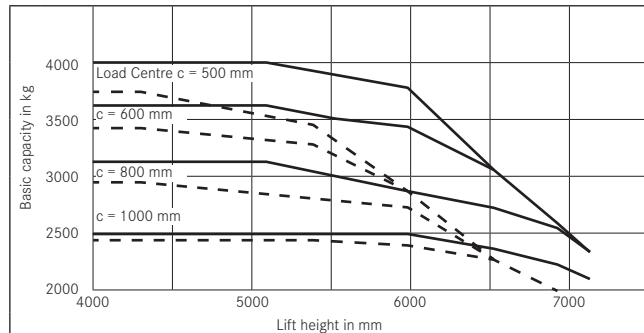
				Tele Mast	Triplex Mast
R 70-40/50	Rated lift	h ₃	mm	2980 - 4880	4330 - 7180
	Overall height	h ₁	mm	2300 - 3250	2250 - 3200
	Free lift version "A"	h ₂	mm	160	1504 - 2454
	Free lift version "B"	h ₂	mm	160	1462 - 2412
	Max. height version "A"	h ₄	mm	3987 - 5887	5437 - 8287
	Max. height version "B"	h ₄	mm	3987 - 5887	5416 - 8266
	Forward tilt	a	°	6	6
	Back tilt	b	°	8	8
	Load distance	x	mm	540	540
R 70-40	Tyres	v/h		250-15 (7.00-15 Dual) // 250-15	
	Max. width (Dual tyres)	B	mm	1380 (1769 Dual)	
	Overall length	L ₂	mm	3027	
	Working aisle width	A _{st}	mm	(1000x1200) 4418 // (1200x800) 4618	
R 70-45	Tyres	v/h		28x12.5-15 (7.00-15 Dual) // 250-15	
	Max. width (Dual tyres)	B	mm	1506* (1769 Dual)	
	Overall length	L ₂	mm	3085	
	Working aisle width	A _{st}	mm	(1000x1200) 4470 // (1200x800) 4670	
R 70-50	Tyres	v/h		28x12.5-15 (7.00-15 Dual) // 250-15	
	Max. width (Dual tyres)	B	mm	1506* (1769 Dual)	
	Overall length	L ₂	mm	3130	
	Working aisle width	A _{st}	mm	(1000x1200) 4510 // (1200x800) 4710	
		Track	v/h	1210 (1364 Dual) // 1120	

* In exceptional cases 1380 mm with reduced basic capacity and/or restricted lift height

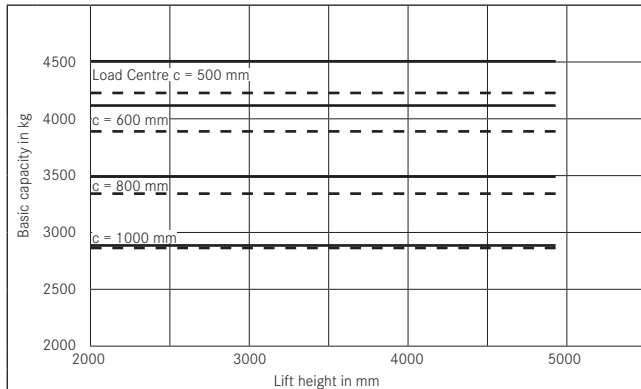
Basic capacities R 70-40 Tele mast.



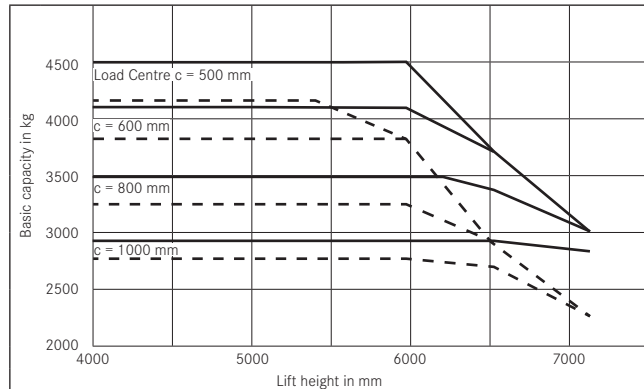
Basic capacities R 70-40 Triplex mast.



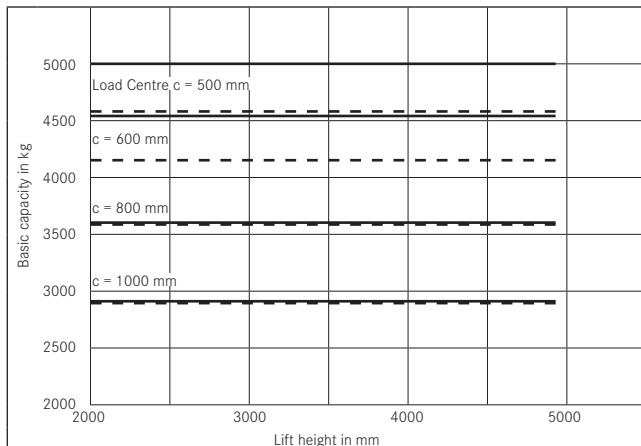
Basic capacities R 70-45 Tele mast.



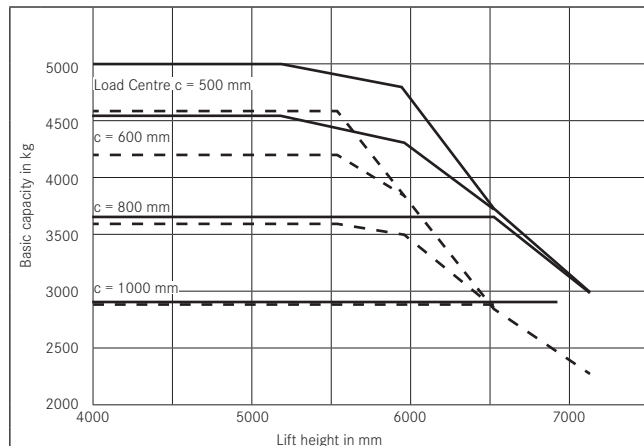
Basic capacities R 70-45 Triplex mast.



Basic capacities R 70-50 Tele mast.



Basic capacities R 70-50 Triplex mast.



— without sideshifter

- - - with sideshifter

Overall concept.

Engine powered four-wheeled counterbalance forklift truck with front wheel drive.

Drive.

- Engine-electric drive with hybrid technology.
- Modern diesel and gas engines with 3-phase generator.
- Gas truck with regulated 3-way Cat.
- Drive axle with enclosed 3-phase drive motor.
- Wear-free, oil-immersed multi-disc brake.
- Hydraulic engine fan.

Ergonomics.

- Generously laid out driver's workplace.
- High driver comfort and operating convenience due to optimal arrangement of all controls.
- Excellent all-round visibility.

Safety.

- Low truck centre of gravity and an articulating steer axle for the best stability.
- High residual capacities even at high lifts.
- Excellent driving stability around bends, no electronic aids required.

Environment.

- Extremely low fuel consumption in all work cycles.
- Low emissions meet Guideline 97/68/EG Stage 3a.

Service.

- Shortest maintenance interval 1000 operating hours.
- Quick fault identification in the event of damage due to computerised diagnostics.
- Optimal accessibility for maintenance.

Technical features:

Driver's workplace.

- Low, roomy entry step.
- Long hand grip on overhead guard for different grip heights.
- Large footwell with vibration inhibiting floor covering plus automotive style pedal layout.
- Hydraulic servo steering with small steering wheel, ergonomically optimally off centre, offset to the left.
- Narrow steering column with no troublesome display instruments.
- Central display of driving direction plus direction change in the field of view.
- Large display and operating unit to the right of the driver's workplace.

Parameter settings for drive regulation.

- Acceleration and braking can be achieved using just the drive pedal.
- Five drive programmes can be set by the driver.
- Individual setting for speed, acceleration and braking within each drive stage.
- Intelligent drive regulation reduces engine revs when the truck reaches the required speed.

Electrical system.

- Modern CAN bus technology.
- 12 volt electrics.
- High-speed bus for drive unit regulation.
- Auxiliary bus for ancillary electrical equipment.
- Cable sets sheathed in corrugated tubing with water tight plug connectors.

Mast and hydraulics.

- Demand-led delivery from hydraulic variable displacement pump for the operating and steering hydraulics.
- Separate hoist and drive hydraulics, so no inching required.
- Newly developed, optimised visibility telescopic mast with triplex as an option.
- Outer mast with C-section with hoist cylinders mounted behind it.
- Triplex mast with two slim, centre cylinders arranged at the sides.
- Clear view fork carriage with open frame profile.

Additional equipment (optional).

Truck equipment.

- Superelastic or pneumatic tyres, single or dual versions.

Engine.

- Gas truck with alternatives of gas bottle or tank.
- Regenerative soot particle filter in the counterweight or as a replaceable filter system.
- Wide core radiator and additional air filter for use in environments containing dust or fibres.

Cab equipment.

- Modular construction cab with front, rear and roof screen.
- Front mounted damped doors with large opening angles and sliding windows.
- Parallel screen wiper with large wiped area for front and rear screens, with screen washer as standard.
- Rear screen heater as standard.
- Unbreakable exterior and interior mirrors.
- Comfort seat variants with cloth cover, air springing, seat heater, lumbar support, extended backrest.
- Radio/CD player housed in the interior lining of the overhead guard.

Controls.

- Drive actuated by dual pedal controls.
- Actuation of the hydraulic functions by Joystick or Fingertip control levers.

Electrical equipment and drive control.

- Tempomat.
- Automotive style lighting also approved for use in road traffic.
- Working spotlights front and/or rear on the overhead guard.
- Components of the Materialflow Management System (MMS).
- FleetManager - issue of access authorisations, analysis of truck operating data and accident recorder.
- Camera systems for mast and reversing.

Mast and hydraulics.

- Auxiliary hydraulics for actuating attachment functions.
- Various fork carriage widths and fork lengths.
- Attachments to suit the application.
- Hydraulic accumulator damps hydraulic operation.



Your contact

STILL GmbH

Berzeliusstraße 10

D-22113 Hamburg

Telephone: +49 (0)40/73 39-2000

Telefax: +49 (0)40/73 39-2001

info@still.de

For further information please visit:

www.still.de

STILL Materials Handling Ltd.

Aston Way, Leyland

Lancashire PR26 7UX

Telephone: +44 (0)1772 644300

Telefax: +44 (0)1772 644303

info@still.co.uk

For further information please visit:

www.still.co.uk